

Seasonal Bulletin Board Kit

Introduction: We have had numerous requests for ways to welcome children to class and give them a start on the proper focus for the day. These non-threatening, enticing bulletin boards have helped many children transition from everyday life to the current passage focus. Seasonal variations do not depend on specific lessons. Spring and summer seasons have fewer changes to allow for shorter preparation time and varied attendance. Objects can be used as name tags for younger children. The minimal investment in preparation time has extensive mileage benefits for settling children into the focus of the class. It helps keep them encouraged to return to class week after week. Children even enjoy helping make or attach objects to bulletin boards with guidance.

Folder Contents:

Masters on CD: black & white or color objects for use on white or colored paper (24# printer paper works well)

Instruction and Object Summaries: 2 pages of each

Blank Paper: 3 green, 1 blue, 2 white, 2 pink, 3 red, 2 orange, 2 yellow

Basic Shapes: tree trunk, leaves, clouds, sun, Cardinals

Sample Shapes: leaf, squirrel, pumpkin, snowflake, sun, boat, flowers, water, vinyl name tag, laminated bear

Seasonal Object Page Sets:

Aug-Sep: green leaves, apples with leaves, squirrels

Oct-Nov: oak leaves, pumpkins, basket

Dec: evergreen trees, gingerbread people, stocking frame

Jan-Feb: snowmen, Cardinals, Valentine bears, snowflake instructions

Mar-May: lambs, flowers, hot air balloons, clouds, (idea: make 4"-6" kites with yarn and fabric tails)

Jun-Jul: boats, water, sun

Basic Folder



Getting Started

Select the Current Season: Find the desired items for the season selected. Add additional objects and paper as desired. Print what you need. See the [Preparing Objects](#) section below for additional help.

Backgrounds: Twin sheets and towels work well. Use one color for the ground and another for the sky.

Name Tags: Highlight objects with markers and laminate for durability and color retention, or use appropriate colors of vinyl upholstery fabric, and highlight with permanent markers. Use white labels for the child's name, and replace as needed.

Additional Paper Supplies: Most objects have white and colored paper options.

See Folder Contents for basic colors. Office supply stores have white and a variety of colored 24# computer printing paper:

single color packs of 500

variety packs with 100 sheets of 5 colors

Teacher supply stores have a variety of calendar objects already cut out.

4"x 6" File Box



Filing System: Start with four file folders with pockets - one per season.

Add more later if needed (monthly?). Keep the general instructions in the September folder. Use a 4"x6" file box for objects not currently in use.



Preparing Objects

- 1) Use the tree trunk, and cut out the leaves.
- 2) Gather supplies: paper, scissors, a pencil, and markers.
- 3) Cut out some objects freehand such as flower leaves.
- 4) Trace and cut out some objects (cut 3-4 at a time).
- 5) Add accents with markers.
- 6) Use the completed object on your bulletin board.

Sample Seasonal Bulletin Boards



Aug/Sep



Jun/Jul

Oct



Nov



Dec



Jan



Feb



Mar




Apr/May



Print **Green** on White
or any color of your choice

Pages included:


- 1) Contents
- 2) 12 Green Leaves
- 3) 4 Evergreen Trees 2 lg, 2 sm
- 4) 8 Small Evergreen Trees



2



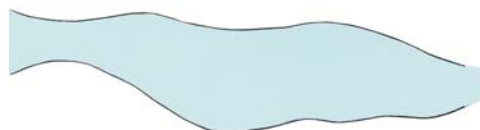
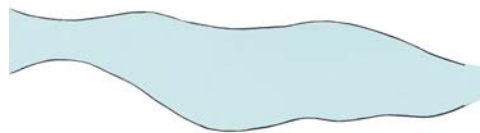
3



4

Print **Blue** on White
or any color of your choice

pages Included:
5) 2 Water



5

Print **Orange** or **Yellow** on White
or any color of your choice

Pages included:

- 1) Contents
- 2) 1 Orange Basket
- 3) 6 Pumpkins
- 4) 4 Squirrels
- 5) 6 Gingerbread Children
- 6) 1 Church
- 7) 1 Yellow House
- 8) 1 Yellow Fence
- 9) 6 Suns



2



3



4



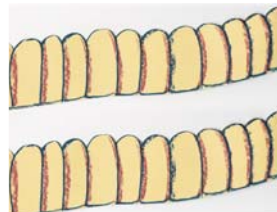
5




6



7



8




9

Print Red and More on White

Pages included:

- 1) Contents
- 2) 10 Apples
- 3) 1 Red Basket
- 4) 1 Red House
- 5) 1 Stocking Frame
- 6) 7 Cardinals
- 7) 7 Valentine Bears
- 8) 5 Oak Leaves
- 9) 6 Maple Leaves
- 10) 4 Flowers
- 11) 9 Boats



2



3



4



5



6




7




8



9



10



11